

LOGGING IN TO THE LMS

Username: M00#
Password: password1

CHANGING YOUR PASSWORD


Once Logged in

Click **My Account**
In the account information screen, in the **Password Section**
Enter their **Current Password**
Enter their **New Password and Verify**

REGISTERING FOR A COURSE

Move your mouse over the **CATALOG** tile

A list of categories will appear



Move your cursor to **VIEW ALL** and **CLICK VIEW ALL** to view all the contents of the catalog

If you are interested in attending an Instructor Led Course, Scroll down to the courses that begin with **ILT**

To signup, click the **CHECK BOX** to the right of the Course or Courses you wish to attend

Scroll to the bottom and click **CONTINUE**

NOTE: Your supervisor will receive an email to Approve or Deny any **INSTRUCTOR LED COURSE** - You will be notified via email if you have been approved or denied


ALL other courses in the LMS are either **EBOOKS** which you can read, or **Online Courses** - courses you take immediately online.

To register for these courses, simply click the box to the right of the course or courses and click **CONTINUE**

RETURNING TO THE STUDENT MAIN SCREEN

When you are in the LMS, you may want to return to the main screen known as “**LEARNING OPTIONS**” or **STUDENT VIEW**

To return to the main screen, from the menu bar, **CLICK** the **HOME** tile



Menu Bar



Home Tile

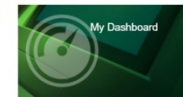
ACCESSING & TAKING ONLINE COURSES

If you signed up for an **ONLINE COURSE** or you were assigned one from your supervisor

Ensure you are on the main **LEARNING OPTIONS** screen by clicking the **HOME** tile



From the main Learning Options screen click the **MY DASHBOARD** tile



In the left column (you may have to scroll down) locate the **MY COURSES/EVENTS** box

Listed in this box are courses you registered for or were assigned by your supervisor.

To Launch the course, Click on the **NAME** of the course

and then click the **CLICK TO LAUNCH** button

VIEWING TRANSCRIPT/CERTIFICATE

Ensure you are on the main **LEARNING OPTIONS** screen by clicking the **HOME** tile



Hover over the **MY LEARNING** tile and Select **TRANSCRIPT /CERTIFICATE**